



PRISM INCOME FUND

31 MAY 2026



SKYBOUND
CAPITAL

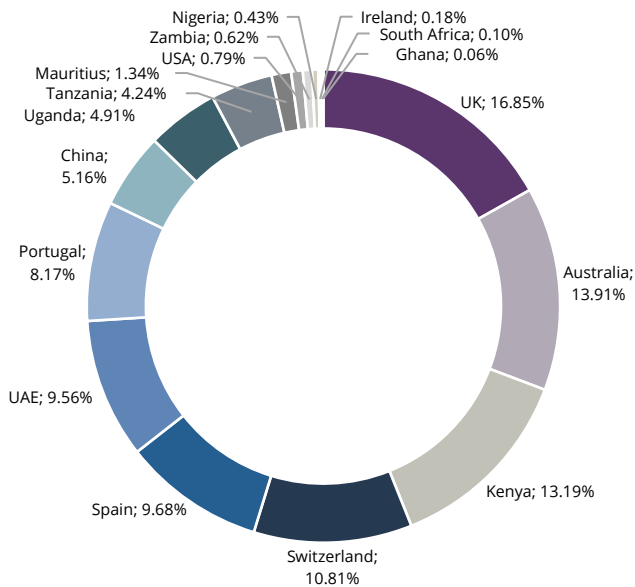
SKYBOUND CAPITAL

Skybound Capital is a globally recognised asset manager that specialises in providing comprehensive private market investment solutions, with a focus on safeguarding capital and enhancing growth. Skybound Capital holds asset management licenses in four prominent jurisdictions, namely the UK, Australia, Mauritius, and South Africa. These licenses demonstrate Skybound's commitment to operating within the highest governance and regulatory standards.

FUND OBJECTIVE

The Prism Income Fund invests in a diversified portfolio of private capital opportunities across developed and emerging markets, with a focus on asset-backed direct lending. The strategy combines geographic and industry exposure to deliver consistent returns uncorrelated to traditional markets.

GEOGRAPHIC EXPOSURE*

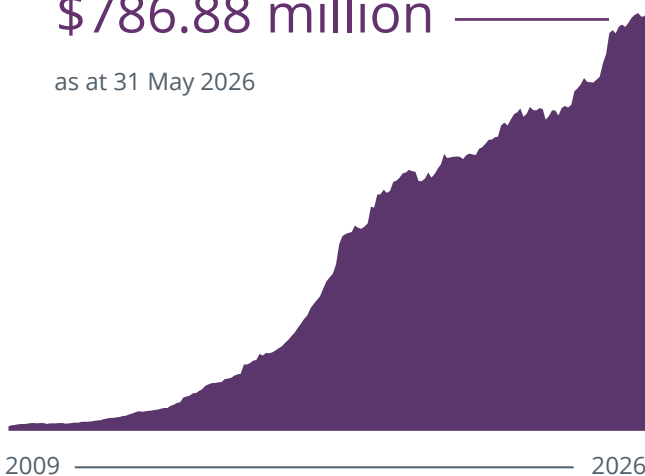


*Geographic exposure is reported as at 31 March 2026.

GROWTH OF AUM SINCE INCEPTION

\$786.88 million

as at 31 May 2026



FUND INFORMATION

Risk Profile ¹ :	LOW	LOW-MED	MED	MED-HIGH	HIGH
-----------------------------	-----	---------	------------	----------	------

Fund Launch Date 1 August 2009
Fund Domicile Mauritius
Return Objective Cash + 4% per annum over any three-year rolling period, net of fees

Base Currency USD
Currency Classes USD, EUR, GBP, AUD
Minimum Investment \$100,000 or equivalent
Additional Investment \$10,000 or equivalent

Pricing & Valuation Monthly
Annual Management Fee 2%
Performance Fee N/A

UK Reporting Fund Status Approved by HMRC
NPPR Status Registered under the NPPR with the FCA

Fund Manager Robin Smither
Investment Manager Skybound Capital (MAU) Ltd
Fund Administrator Apex Fund Services Ltd
Cash Custodian AfrAsia Bank Ltd
Legal Advisor Evershed (Mauritius) Ltd
Auditor Deloitte

Redemption Notice Period One calendar months' notice plus five business days (Refer to redemption timeline on page 4)

Lock Up 1-year soft lock with 2% redemption charge at director discretion

Contact Email info@skyboundcapital.com

¹The risk category shown is not guaranteed and may change over time. The lowest category does not mean the investment is risk free. There may be other special areas of risk relating to the investment including liquidity risk, credit risk, market risk and settlement risk. Our risk indicator does not imply that the portfolio is suitable for all types of investors. You are advised to consult your financial adviser. Our risk indicator does not imply that the portfolio is suitable for all types of investors.

SHARE CLASS INFORMATION

Share Class	NAV Per Share	ISIN	Bloomberg Ticker
Class 10A (USD)	\$345.25	MU0270S00472	SKYRPUS
Class 10B (GBP)	£307.00	MU0270S01314	SKYPRGP
Class 10C (EUR)	€269.26	MU0270S01322	SKYPREU
Class 10D (AUD)	AUD 201.97	MU0270S00282	SKYPRAD



PRISM INCOME FUND

31 MAY 2026



SKYBOUND
CAPITAL

FUND RETURNS (NET OF FEES) – AU DOLLARS (CLASS 10D)

	JAN	FEB	MAR	APR	MAY	JUN	JUL	AUG	SEP	OCT	NOV	DEC	TOTAL
2016	-	-	0.78%	0.79%	1.02%	0.81%	0.81%	0.82%	0.73%	0.76%	0.74%	0.72%	8.28%
2017	0.60%	0.65%	0.77%	0.75%	0.83%	0.73%	0.82%	0.66%	0.74%	0.65%	0.62%	0.67%	8.84%
2018	0.66%	0.63%	0.62%	0.74%	0.71%	0.75%	0.74%	0.69%	0.69%	0.71%	0.74%	0.65%	8.64%
2019	0.62%	0.31%	0.56%	0.61%	0.58%	0.64%	0.66%	0.64%	0.61%	0.61%	0.45%	0.55%	7.06%
2020	0.62%	0.70%	0.46%	0.34%	0.43%	0.41%	0.22%	0.33%	0.19%	0.26%	0.41%	0.68%	5.17%
2021	0.46%	0.40%	0.64%	0.44%	0.58%	0.50%	0.53%	0.55%	0.54%	0.61%	0.57%	0.39%	6.38%
2022	0.37%	0.45%	0.40%	0.32%	0.38%	0.49%	0.48%	0.40%	0.20%	0.26%	0.32%	0.34%	4.50%
2023	0.04%	0.23%	0.26%	0.28%	0.53%	0.37%	0.42%	0.67%	0.53%	0.61%	0.55%	0.55%	5.15%
2024	0.62%	0.58%	0.60%	0.62%	0.72%	0.66%	0.77%	0.71%	0.73%	0.66%	0.58%	0.57%	8.11%
2025	0.56%	0.51%	0.57%	0.56%	0.60%	0.58%	0.60%	0.61%	0.60%	0.63%	0.63%	0.66%	7.33%
2026	0.65%	0.61%	0.68%	0.66%	0.66%								3.31%

The Track Record above is for the Prism Income Australian Dollar Currency Class.

The Prism Income Australian Dollar Currency Class 10D's Inception Date is 1 January 2023.

All performance figures prior to 1 January 2023 are based on the performance of the Prism Income Australia Fund Class 21B.

PERFORMANCE COMPARISON

(Annualised) Net Of Fees

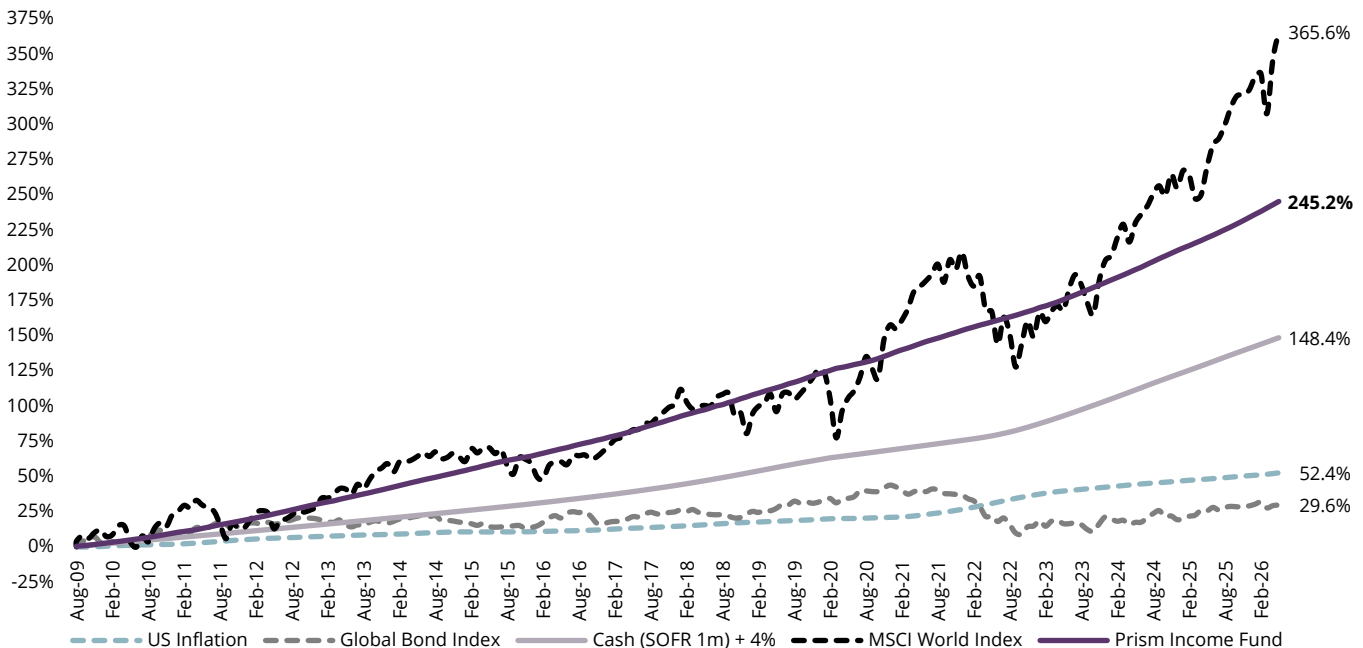
	1-Year	3-Year	5-Year	10-Year	Inception (Aug-09)
Prism Income Fund (USD)	8.09%	7.81%	7.17%	7.38%	7.64%
Cash (SOFR 1m) + 4%*	8.05%	8.79%	7.70%	6.46%	5.55%
Prism Income Fund (GBP)	7.12%	7.25%	6.51%	6.43%	6.89%
Cash (SONIA 1m) + 4%*	8.01%	8.75%	7.55%	5.98%	5.40%
Prism Income Fund (EUR)	7.12%	6.68%	5.82%	5.64%	6.12%
Cash (Euribor 1m) + 4%	6.00%	6.97%	5.98%	4.77%	4.60%
Prism Income Fund (AUD)	7.83%	7.54%	6.44%		7.29%
Cash (ASX BBSW 1m) + 4%	7.89%	8.20%	7.11%		6.19%

* Targeted return figures for the Prism Income Fund USD and GBP Share classes include:

- As of 31 January 2019 – Libor 1m; 31 January 2019 – present SOFR 1m.
- As of 30 April 2021 – Libor 1m GBP; 30 April 2021 – present SONIA 1m.

CUMULATIVE PERFORMANCE VS MAIN INDICES SINCE INCEPTION

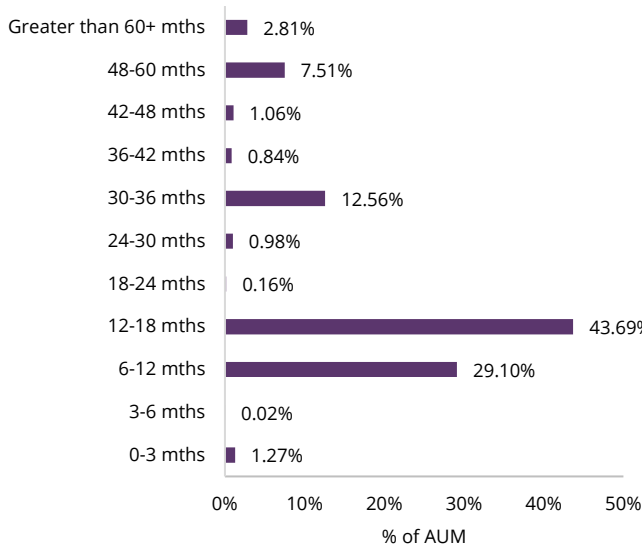
(August 2009 – May 2026)



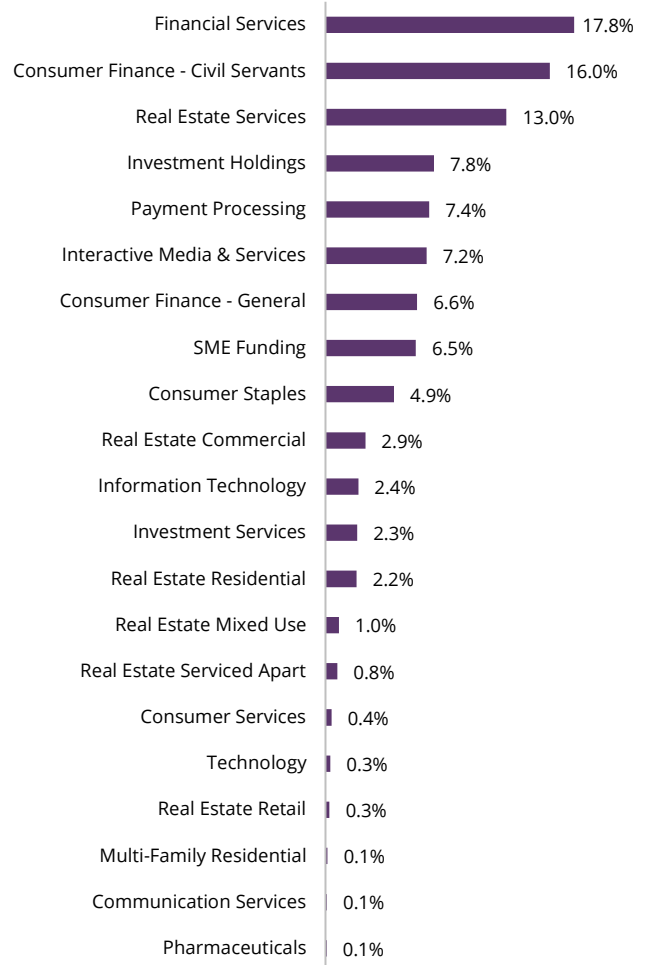
	US Inflation	Global Bond Index	Cash (SOFR 1m) + 4%	MSCI World Index	Prism Income Fund (USD)
Annualised Return	2.54%	1.55%	5.55%	9.57%	7.64%
Annualised Volatility	0.53%	5.87%	0.51%	14.53%	0.35%



MATURITY PROFILE*



ASSET EXPOSURE*

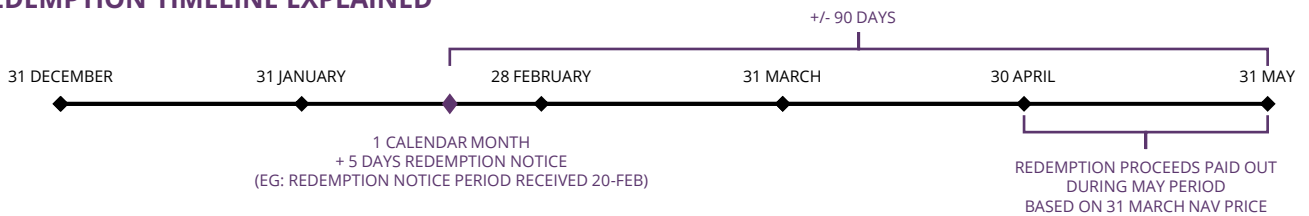


PORTFOLIO STATISTICS*

Number of Counter Parties	34
Number of Loan Tranches	54
Average Loan Tranche Size	USD 14.1 M
Weighted Average Duration	580 Days
Gross Interest Rate Range	8-15%

*Maturity profile, asset exposure, and portfolio statistics are reported as at 31 March 2026.

REDEMPTION TIMELINE EXPLAINED



REDEMPTION TERMS FOR LARGER INVESTORS >\$5 million:

- Investment of \$5m to \$10m - 3 calendar months' + 5 business days.
- For investments greater than \$10 million, a separate cell or series may be created, and terms and conditions will be subject to negotiation.

DISCLAIMER

The Prism Income Fund is registered for marketing in the United Kingdom under the National Private Placement Regime (NPPR). This registration does not constitute approval or endorsement by the UK Financial Conduct Authority. The information provided in our documents and on our platforms is exclusively intended for informational purposes. By accessing and utilising this material, users explicitly acknowledge and agree to be bound by the terms of this comprehensive disclaimer. All information contained in this document is confidential and proprietary to Skybound Capital Ltd ("Skybound"). Unauthorised reproduction, distribution, or sharing of this information is strictly prohibited without the express consent of Skybound. The disclosure of this document to legal, tax, or investment advisers is permissible for the sole purpose of obtaining advice, provided confidentiality is rigorously maintained. This document is categorically not a solicitation, invitation, or recommendation to engage in any investment activities. Users are strongly advised to seek specialised financial, legal, and tax advice before making any financial decisions. All investments inherently involve risks not explicitly outlined in this document. Prospective investors are strongly urged to meticulously consider all risks before making any investment decisions. Past performance serves as no guarantee of future results, and the value of investments may experience fluctuations. Statements made in this document may be forward-looking and are inherently subject to risks and uncertainties. Actual events or results may materially differ from the projections, and users are explicitly advised not to place undue reliance on such statements. Skybound operates globally, and its services are subject to diverse rules and regulations across different jurisdictions. Users are solely responsible for understanding and diligently complying with the legal and regulatory requirements applicable in their respective locations. By accessing our documents and platforms, users acknowledge that they have read, comprehended, and unconditionally agree to be bound by the terms of this comprehensive disclaimer. The Company explicitly reserves the right to amend or update this disclaimer without prior notice. Any continued use of our documents and platforms after such modifications constitutes an acknowledgment and acceptance of the revised terms. PLEASE NOTE: This document is for marketing purposes only and may not be exhaustive. For additional details or clarifications, please email info@skyboundcapital.com or speak directly with our team members.